

Steelcase

Steelcase Series® 1

High-Performance Seating

Essential Ergonomics

Steelcase Series 1 gives you essential ergonomics and quality at a great value. It retains everything that's valued in a chair – performance, style and choice, while making it attainable for everyone.

Design Details

This chair boasts space efficiency, LiveBack®, and materiality choices to fit a variety of people, preferences and spaces. The weight-activated mechanism with boost allows an equitable experience for all users, providing additional tension for those who desire it.



Performance Features

LiveBack® Flexor System

Weight-Activation + Boost
Tension Settings

Materiality Options

Features




Back Support
Two back styles offer ergonomic support and encourage movement throughout the day. Select 3D Microknit or Air LiveBack®.



Weight-Activated Synchro Tilt Mechanism
Responds to your body weight to provide the right amount of back tension as you recline.



Recline Adjustments
Comfort dial offers three settings: Upright back lock, a boost setting (offers additional recline tension resistance for individuals who need it) and weight-activated full recline.



4D Arms
Fully adjustable arms move in height, width, depth and pivot to better support your neck and shoulders.



Lumbar Support
Adjustable lumbar support comes standard (3D Microknit Back style only).



Seat Ergonomics
Seat is height and depth adjustable. Flexible edges and adaptive bolstering in the seat foam provides long-term pressure-free comfort.



Headrest
Optional headrest adjusts vertically to support head and neck.

- Additional Options:**
- Chair or stool
 - 4D arms (standard), height-adjustable arms or armless
 - Adjustable lumbar or fixed lumbar support
 - Hard, dual-wheel casters (standard) or soft, roll-control or glides
 - Optional coat hanger
 - CarbonNeutral® product certification available



Series 1 helps organizations achieve their carbon emission goals. Add **CN** to the end of the style number to specify Series 1 with CarbonNeutral product Certification.

Statement of Line



Steelcase Series 1 Chair with 3D Microknit Back with Standard Upholstery on Seat
442A30



Steelcase Series 1 Chair with AirBack with Standard Upholstery on Seat
435A00AIR



Steelcase Series 1 Stool with 3D Microknit Back with Standard Upholstery on Seat
435B00





Steelcase Series 1 Stool with AirBack with Standard Upholstery on Seat
43500AIR

Surface Materials

Color Schemes

Frame, outer back, arms, base

-  Seagull 7243
-  Black 6205

Outer Back

Flexor and Lumbar Colors

- 
- 
- 
- 
- 
- 
- 
- 

Upholstered Seat




















Available in fabric, leather, polyurethane, and vinyl

Polished Aluminum Base

Available in 8046

3D Microknit

Available on non-contrasting outer back

-  Nickel 5T20*
-  Licorice 5T21*
-  Royal Blue 5T22*
-  Blue Jay 5T23*
-  Scarlet 5T24*
-  Malt 5T25*
-  Wasabi 5T26*
-  Tangerine 5T27*
-  Concord 5T28*
-  Graphite 5T29*
-  Canary 5T30
-  Seagull 5T31
-  Aubergine 5T32*
-  Peacock 5T33*
-  Jungle 5T34*
-  Merlot 5T35*
-  Honey 5T36*
-  Lagoon 5T37*
-  Saffron 5T38*

Bold = new and only specifiable with Contrasting Outer Back
* = 3D Microknit has a matching Cognet Connect seat fabric

3D Microknit

Available on contrasting outer back. Contrasting outer back is when the Outer Back (flexors and lumbar) and the 3D Microknit are different colors.

-  Seagull 5T31
-  Jungle 5T34
-  Peacock 5T33
-  Lagoon 5T37
-  Honey 5T36
-  Saffron 5T38
-  Merlot 5T35
-  Aubergine 5T32

Color options shown may vary from actual colors. Please use actual surface material sample when specifying color. View and order samples on [Finish Library](#).

Dimensions

Weight Capacity

Chair: 400 lbs
Stool: 300 lbs

Work Chair

Height: 36.5" - 41.25"
Width: 27"
Depth: 21" - 23.75"
Weight: 29 lbs

Work Chair with Headrest

Height: 42.5" - 50"
Width: 27"
Depth: 21" - 23.75"

Information

Warranty

Weight-Tested to 400 lbs chair and 300 lbs stool, 12-year, multi-shift, 24/7 both parts and labor. [Limited Lifetime Warranty](#).

Certifications

BIFMA Compliant | BIFMA LEVEL 3 @ | CAL 117 | SCS Indoor Advantage Gold - Furniture | Environmental Product Declaration | Visit [Origins](#) for more information on the Steelcase Series 1 product environmental profile.

For more information on finishes and options, visit us online and view the [Steelcase Series 1 product page](#).

Item #25-0000121 02/25 ©2025 Steelcase Inc. All rights reserved. All specifications subject to change without notice. Trademarks used herein are the property of Steelcase Inc. or of their respective owners